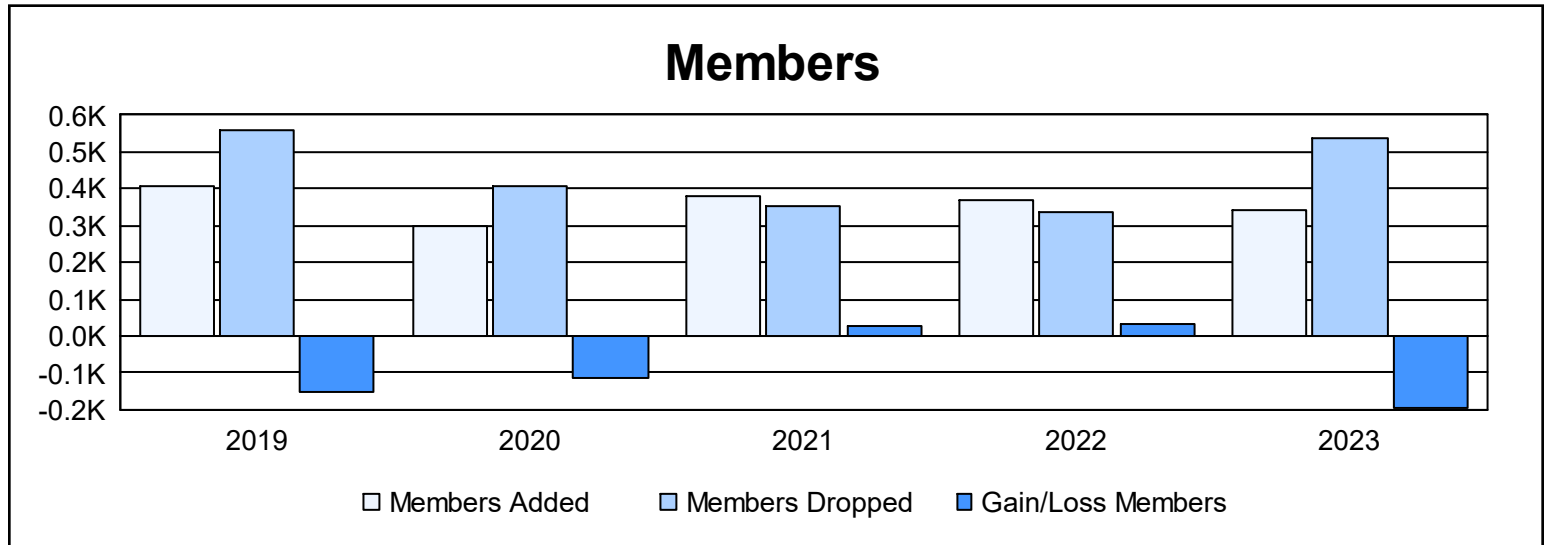
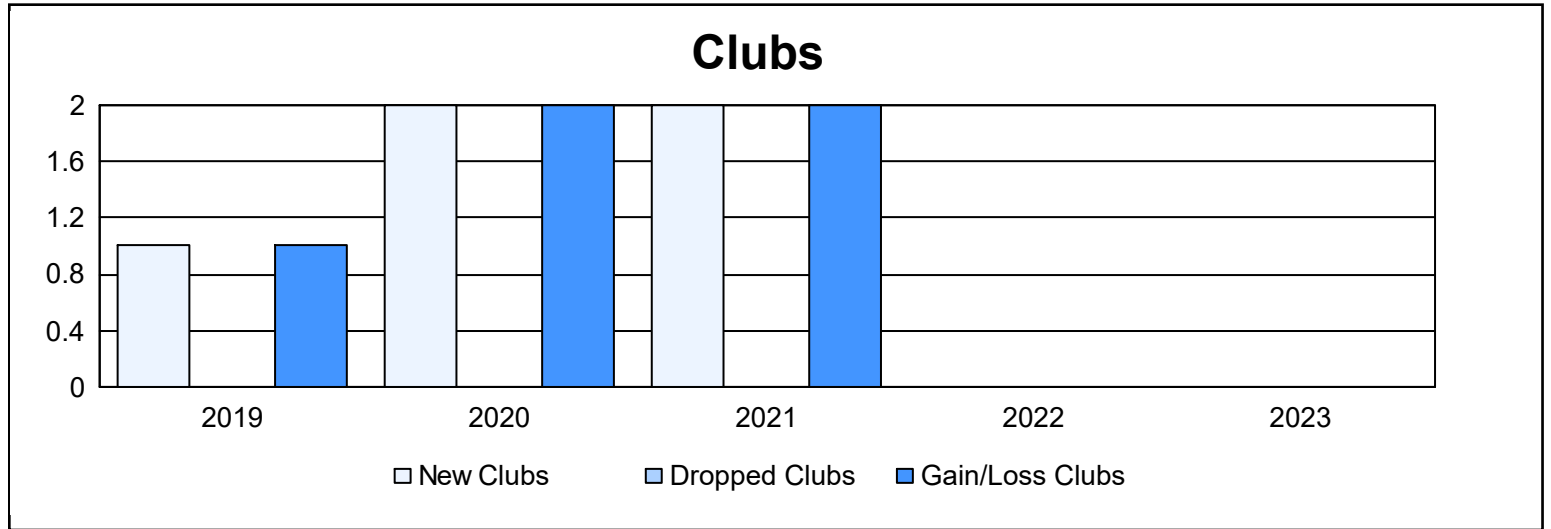
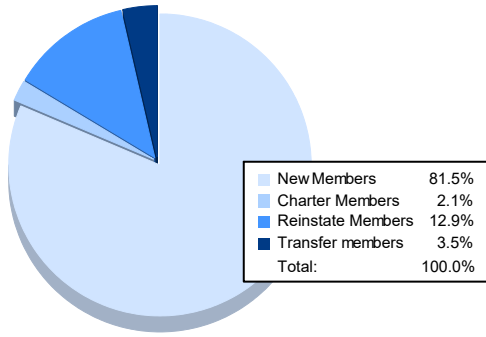


Year	New Clubs	Dropped Clubs	Gain/ Loss Clubs	New Members	Charter Members	Reinstate Members	Transfer Members	Total Member Added	Total Members Dropped	Gain/ Loss Members
2018-2019	1	0	1	291	34	68	16	409	561	-152
2019-2020	2	0	2	193	62	28	13	296	409	-113
2020-2021	2	0	2	260	70	38	12	380	351	29
2021-2022	0	0	0	256	11	85	15	367	336	31
2022-2023	0	0	0	277	7	44	12	340	535	-195
<b>Average</b>	<b>1</b>	<b>0</b>	<b>1</b>	<b>255</b>	<b>37</b>	<b>53</b>	<b>14</b>	<b>358</b>	<b>438</b>	<b>-80</b>



### Membership Composition June 2023 Cumulative



### Gender Composition June 2023 Cumulative

